



Yes, you can.®

Invacare SA  
Autobaan 22 - 8210 Loppem - Belgique - www.invacare.be

**Invacare® Coussins d'assise MatrX**

Gamme de coussin : MatrX Libra cat.IV



Garantie : 2 ans



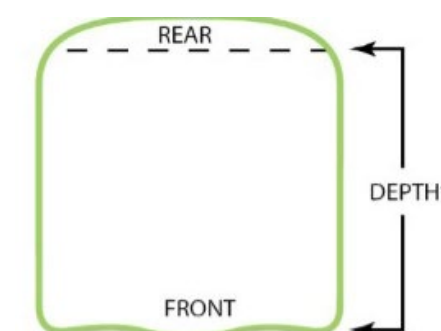
Date :


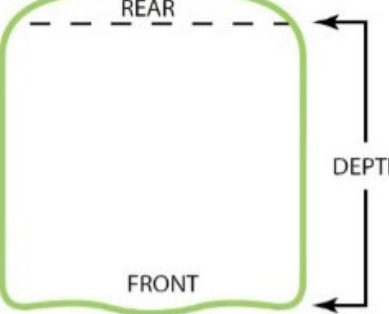




Référence :

Revendeur :

Veuillez indiquer votre choix en cochant les cases     Option standard     Option sans supplément

CODE		DESCRIPTION			Prix public €, TVA de 6% incluse
<b>Invacare Coussin MatrX Libra IV</b>					
Coussin en mousse galbé avec compartiment en gel / tissu en noir, doux, imperméable et déperlant Hauteur: 82mm					
Poids max utilisateur 136kg			Les dimensions du fauteuil roulant		
			Largeur d'assise	Profondeur d'assise	
LC1412	<input type="checkbox"/>	Invacare MatrX Libra L 360mm x P 310mm	360mm	310 - 330mm	<b>596,68</b>
LC1414	<input type="checkbox"/>	Invacare MatrX Libra L 360mm x P 360mm	360mm	360 - 380mm	<b>596,68</b>
LC1416	<input type="checkbox"/>	Invacare MatrX Libra L 360mm x P 410mm	360mm	410 - 430mm	<b>596,68</b>
LC1516	<input type="checkbox"/>	Invacare MatrX Libra L 380mm x P 410mm	380mm	410 - 430mm	<b>596,68</b>
LC1518	<input type="checkbox"/>	Invacare MatrX Libra L 380mm x P 460mm	380mm	460 - 480mm	<b>596,68</b>
LC1520	<input type="checkbox"/>	Invacare MatrX Libra L 380mm x P 510mm	380mm	510 - 530mm	<b>596,68</b>
LC1616	<input type="checkbox"/>	Invacare MatrX Libra L 410mm x P 410mm	410mm	410 - 430mm	<b>596,68</b>
LC1618	<input type="checkbox"/>	Invacare MatrX Libra L 410mm x P 460mm	410mm	460 - 480mm	<b>596,68</b>
LC1620	<input type="checkbox"/>	Invacare MatrX Libra L 410mm x P 510mm	410mm	510 - 530mm	<b>596,68</b>
LC1716	<input type="checkbox"/>	Invacare MatrX Libra L 430mm x P 410mm	430mm	410 - 430mm	<b>596,68</b>
LC1718	<input type="checkbox"/>	Invacare MatrX Libra L 430mm x P 460mm	430mm	460 - 480mm	<b>596,68</b>
LC1720	<input type="checkbox"/>	Invacare MatrX Libra L 430mm x P 510mm	430mm	510 - 530mm	<b>596,68</b>
LC1816	<input type="checkbox"/>	Invacare MatrX Libra L 460mm x P 410mm	460mm	410 - 430mm	<b>596,68</b>
LC1818	<input type="checkbox"/>	Invacare MatrX Libra L 460mm x P 460mm	460mm	460 - 480mm	<b>596,68</b>
LC1820	<input type="checkbox"/>	Invacare MatrX Libra L 460mm x P 510mm	460mm	510 - 530mm	<b>596,68</b>
LC1916	<input type="checkbox"/>	Invacare MatrX Libra L 480mm x P 410mm	480mm	410 - 430mm	<b>596,68</b>
LC1918	<input type="checkbox"/>	Invacare MatrX Libra L 480mm x P 460mm	480mm	460 - 480mm	<b>596,68</b>
LC1920	<input type="checkbox"/>	Invacare MatrX Libra L 480mm x P 510mm	480mm	510 - 530mm	<b>596,68</b>
LC2016	<input type="checkbox"/>	Invacare MatrX Libra L 510mm x P 410mm	510mm	410 - 430mm	<b>596,68</b>
LC2018	<input type="checkbox"/>	Invacare MatrX Libra L 510mm x P 460mm	510mm	460 - 480mm	<b>596,68</b>
LC2020	<input type="checkbox"/>	Invacare MatrX Libra L 510mm x P 510mm	510mm	510 - 530mm	<b>596,68</b>
Poids max utilisateur 227kg			Les dimensions du fauteuil roulant		
			Largeur d'assise	Profondeur d'assise	
LC2118	<input type="checkbox"/>	Invacare MatrX Libra L 530mm x P 460mm	530mm	460 - 480mm	<b>596,68</b>
LC2120	<input type="checkbox"/>	Invacare MatrX Libra L 530mm x P 510mm	530mm	510 - 530mm	<b>596,68</b>
LC2122	<input type="checkbox"/>	Invacare MatrX Libra L 530mm x P 560mm	530mm	560 - 580mm	<b>596,68</b>
LC2218	<input type="checkbox"/>	Invacare MatrX Libra L 560mm x P 460mm	560mm	460 - 480mm	<b>596,68</b>
LC2220	<input type="checkbox"/>	Invacare MatrX Libra L 560mm x P 510mm	560mm	510 - 530mm	<b>596,68</b>
LC2222	<input type="checkbox"/>	Invacare MatrX Libra L 560mm x P 560mm	560mm	560 - 580mm	<b>596,68</b>



CODE		DESCRIPTION			Prix public €, TVA de 6% incluse
<b>Coussin en mousse galbé avec compartiment en gel / tissu en noir, Mesh et respirant</b>					
Hauteur: 82mm					
Poids max utilisateur 136kg			Les dimensions du fauteuil roulant		
			Largeur d'assise	Profondeur d'assise	
LCS1412	<input type="checkbox"/>	Invacare MatrX Libra L 360mm x P 310mm	360mm	310 - 330mm	<b>596,68</b>
LCS1414	<input type="checkbox"/>	Invacare MatrX Libra L 360mm x P 360mm	360mm	360 - 380mm	<b>596,68</b>
LCS1416	<input type="checkbox"/>	Invacare MatrX Libra L 360mm x P 410mm	360mm	410 - 430mm	<b>596,68</b>
LCS1516	<input type="checkbox"/>	Invacare MatrX Libra L 380mm x P 410mm	380mm	410 - 430mm	<b>596,68</b>
LCS1518	<input type="checkbox"/>	Invacare MatrX Libra L 380mm x P 460mm	380mm	460 - 480mm	<b>596,68</b>
LCS1520	<input type="checkbox"/>	Invacare MatrX Libra L 380mm x P 510mm	380mm	510 - 530mm	<b>596,68</b>
LCS1616	<input type="checkbox"/>	Invacare MatrX Libra L 410mm x P 410mm	410mm	410 - 430mm	<b>596,68</b>
LCS1618	<input type="checkbox"/>	Invacare MatrX Libra L 410mm x P 460mm	410mm	460 - 480mm	<b>596,68</b>
LCS1620	<input type="checkbox"/>	Invacare MatrX Libra L 410mm x P 510mm	410mm	510 - 530mm	<b>596,68</b>
LCS1716	<input type="checkbox"/>	Invacare MatrX Libra L 430mm x P 410mm	430mm	410 - 430mm	<b>596,68</b>
LCS1718	<input type="checkbox"/>	Invacare MatrX Libra L 430mm x P 460mm	430mm	460 - 480mm	<b>596,68</b>
LCS1720	<input type="checkbox"/>	Invacare MatrX Libra L 430mm x P 510mm	430mm	510 - 530mm	<b>596,68</b>
LCS1816	<input type="checkbox"/>	Invacare MatrX Libra L 460mm x P 410mm	460mm	410 - 430mm	<b>596,68</b>
LCS1818	<input type="checkbox"/>	Invacare MatrX Libra L 460mm x P 460mm	460mm	460 - 480mm	<b>596,68</b>
LCS1820	<input type="checkbox"/>	Invacare MatrX Libra L 460mm x P 510mm	460mm	510 - 530mm	<b>596,68</b>
LCS1916	<input type="checkbox"/>	Invacare MatrX Libra L 480mm x P 410mm	480mm	410 - 430mm	<b>596,68</b>
LCS1918	<input type="checkbox"/>	Invacare MatrX Libra L 480mm x P 460mm	480mm	460 - 480mm	<b>596,68</b>
LCS1920	<input type="checkbox"/>	Invacare MatrX Libra L 480mm x P 510mm	480mm	510 - 530mm	<b>596,68</b>
LCS2016	<input type="checkbox"/>	Invacare MatrX Libra L 510mm x P 410mm	510mm	410 - 430mm	<b>596,68</b>
LCS2018	<input type="checkbox"/>	Invacare MatrX Libra L 510mm x P 460mm	510mm	460 - 480mm	<b>596,68</b>
LCS2020	<input type="checkbox"/>	Invacare MatrX Libra L 510mm x P 510mm	510mm	510 - 530mm	<b>596,68</b>
Poids max utilisateur 227kg			Les dimensions du fauteuil roulant		
			Largeur d'assise	Profondeur d'assise	
LCS2118	<input type="checkbox"/>	Invacare MatrX Libra L 530mm x P 460mm	530mm	460 - 480mm	<b>596,68</b>
LCS2120	<input type="checkbox"/>	Invacare MatrX Libra L 530mm x P 510mm	530mm	510 - 530mm	<b>596,68</b>
LCS2122	<input type="checkbox"/>	Invacare MatrX Libra L 530mm x P 560mm	530mm	560 - 580mm	<b>596,68</b>
LCS2218	<input type="checkbox"/>	Invacare MatrX Libra L 560mm x P 460mm	560mm	460 - 480mm	<b>596,68</b>
LCS2220	<input type="checkbox"/>	Invacare MatrX Libra L 560mm x P 510mm	560mm	510 - 530mm	<b>596,68</b>
LCS2222	<input type="checkbox"/>	Invacare MatrX Libra L 560mm x P 560mm	560mm	560 - 580mm	<b>596,68</b>
<b>Accessoires MatrX Libra (Veuillez indiquer ce qui est nécessaire)</b>					
1487155	<input type="checkbox"/>	Cale latérale			Inclus
1487157	<input type="checkbox"/>	Cale antérieure			Inclus
1487158	<input type="checkbox"/>	Cale angle (par paire)			Inclus
1487162	<input type="checkbox"/>	Coussin d'abduction 50mm			Inclus
1578357	<input type="checkbox"/>	Poche de gel fluide supplémentaire			Inclus
 					
    					
<p>Cale antérieure      Cale angle      Cale latérale      Poche de gel fluide supplémentaire      Coussin d'abduction</p>					